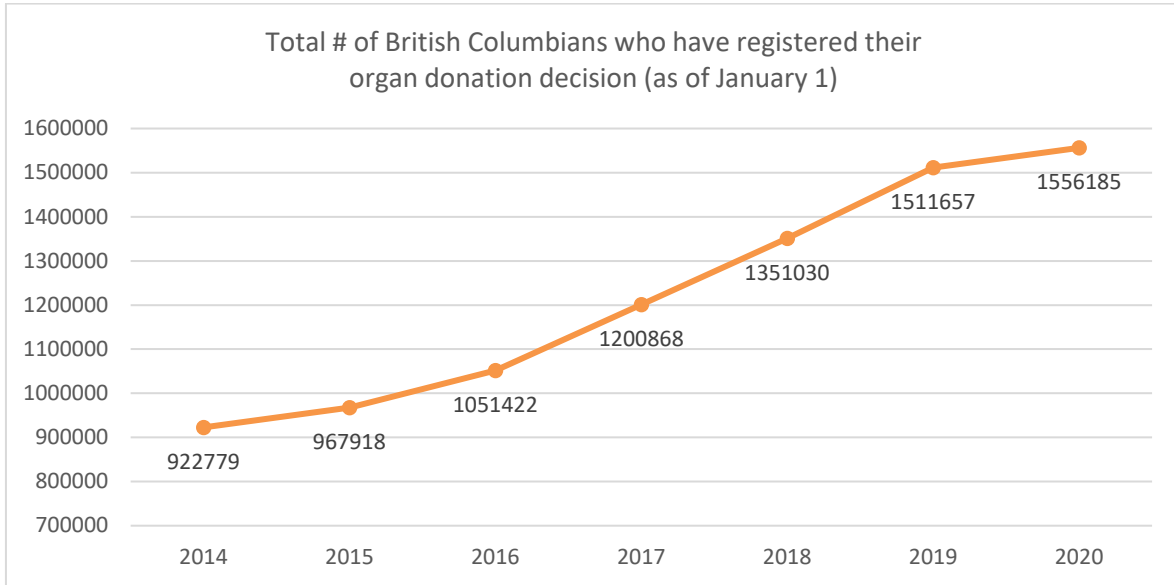


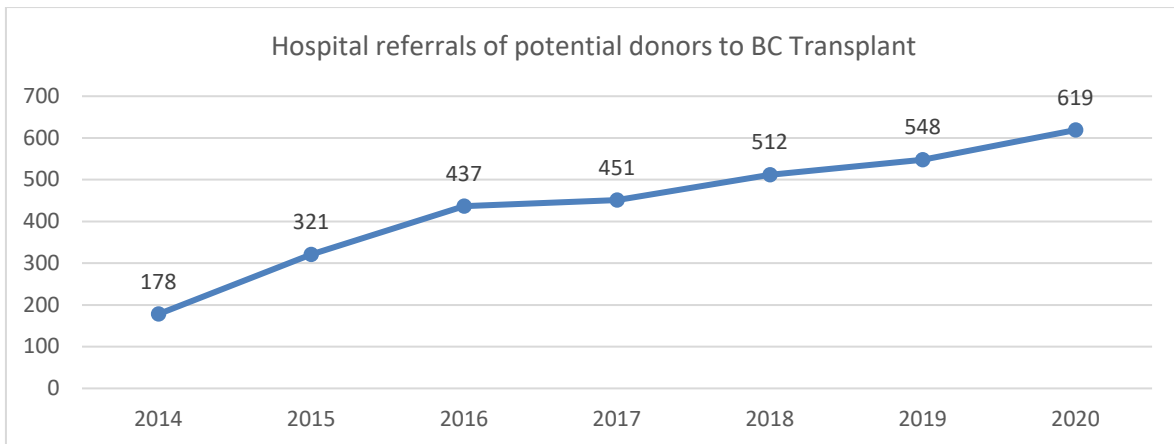
**1. Total number of British Columbians who have registered their organ donation decision:
1,556,185**

Note: As of January 1, 2021



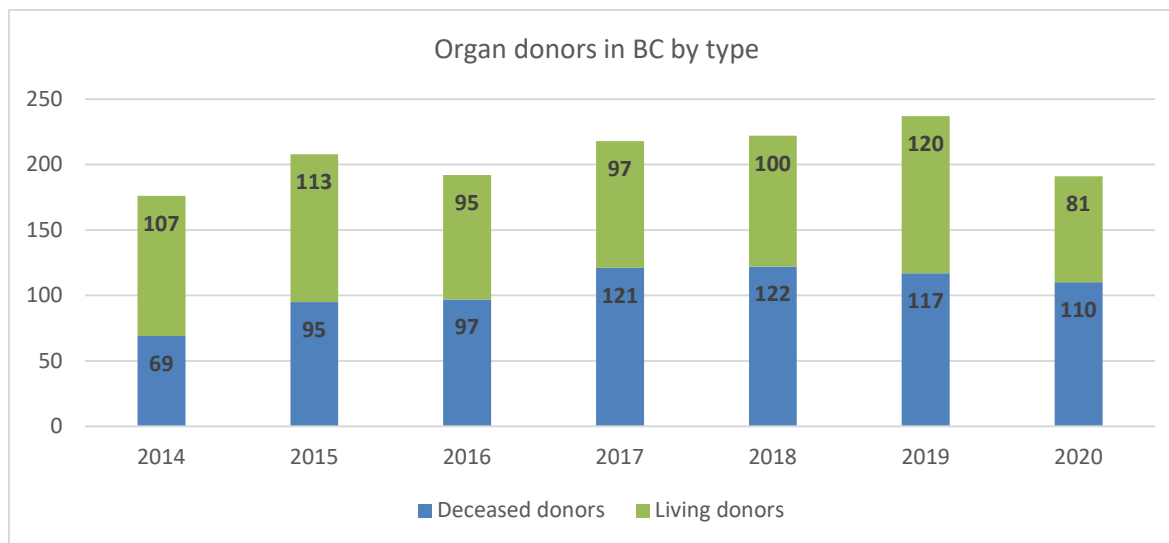
2. Hospital referrals of potential donors to BC Transplant

	2014	2015	2016	2017	2018	2019	2020
Hospital referrals	178	321	437	451	512	548	619



3. Organ donors in BC by type

	2014	2015	2016	2017	2018	2019	2020
Deceased donors	69	95	97	121	122	117	110
Living donors	107	113	95	97	100	120	81

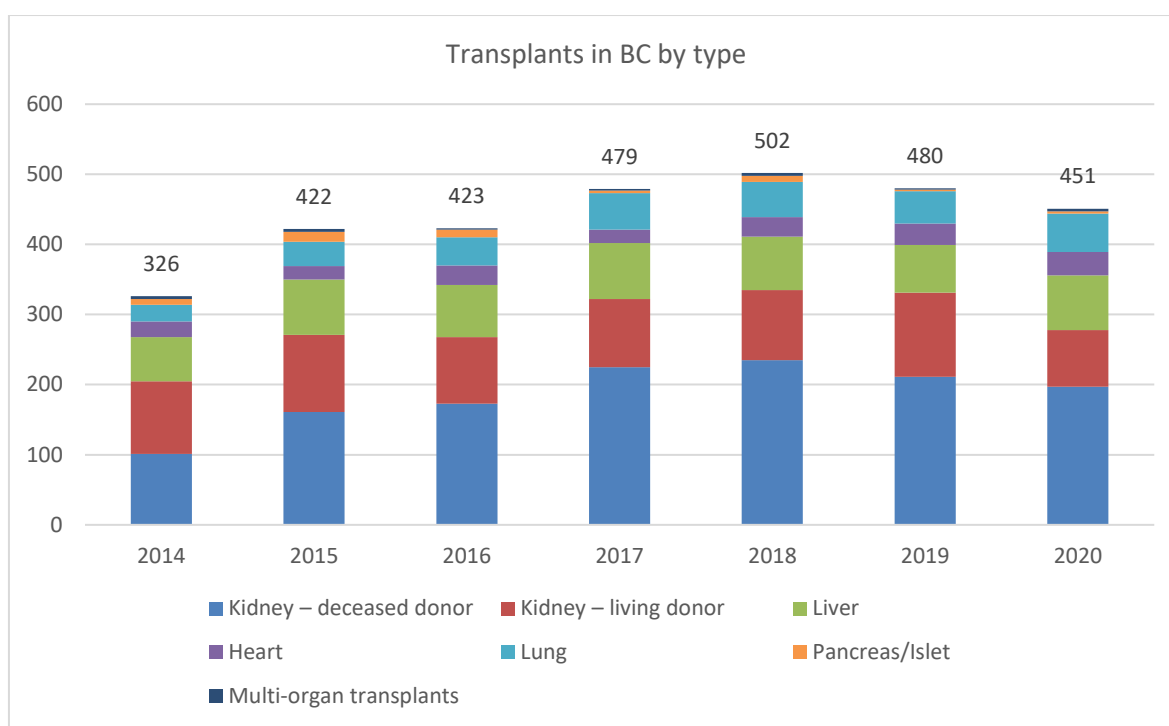

4. BC's 2020 donors per million rate for deceased donation: 21.2
BC's 2020 donors per million rate for living donation: 15.6
Note: Based on Statistics Canada population estimates, last updated on July 1, 2020.
5. Deceased donors in BC by health authority

	2014	2015	2016	2017	2018	2019	2020
Fraser	17	24	24	45	42	36	41
Interior	10	20	17	32	22	20	25
Island	21	13	13	14	17	18	16
Northern	1	1	7	2	1	4	1
PHSA	4	9	4	2	1	6	2
Vancouver Coastal (incl. Providence)	16	28	32	26	39	33	25
Total number of deceased donors	69	95	97	121	122	117	110

6. Transplants in BC by type

	2014	2015	2016	2017	2018	2019	2020
Kidney – Living donor	104	110	95	97	100	120	81
Kidney – Deceased donor	101	161	173	225	235	211	197
Liver	63	79	74	80	76	68	78
Heart	22	19	28	19	28	31	33
Lung	24	35	40	52	50	46	55
Pancreas, pancreas islet	8	14	11	4	9	2	3
Multi-organ transplants*	4	4	2	2	4	2	4
Total number of transplants	326	422	423	479	502	480	451

*Includes heart/kidney, pancreas/kidney and kidney/liver transplants.



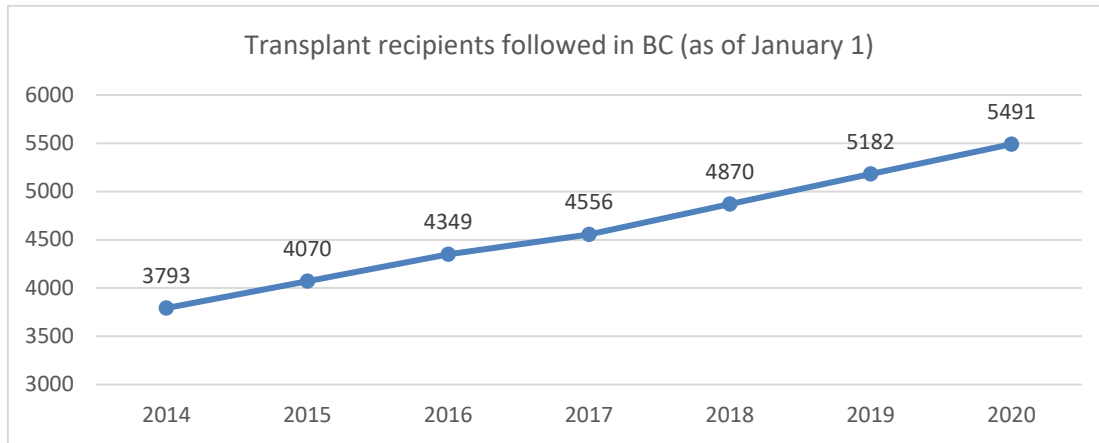
7. Transplants by recipient's home health authority

All transplants in BC take place in one of three transplant centres in Vancouver: BC Children's Hospital, Vancouver General Hospital and St. Paul's Hospital.

	2014	2015	2016	2017	2018	2019	2020
Fraser	133	164	170	170	179	192	168
Interior	53	59	68	75	86	71	82
Island	62	64	51	85	82	61	61
Northern	10	17	21	23	25	30	21
Vancouver Coastal (incl. Providence Health)	67	115	110	124	129	124	116
Yukon/Other	1	3	3	2	1	2	3
Total number of transplants	326	422	423	479	502	480	451

8. Transplant recipients followed in BC

	2014	2015	2016	2017	2018	2019	2020
Transplant recipients followed in BC	3,793	4,070	4,349	4,556	4,870	5,182	5,491



9. Wait list statistics

	2014	2015	2016	2017	2018	2019	2020
Transplant wait list as of January 1	465	562	651	638	669	789	737
Deaths on wait list	38	23	21	29	27	23	13