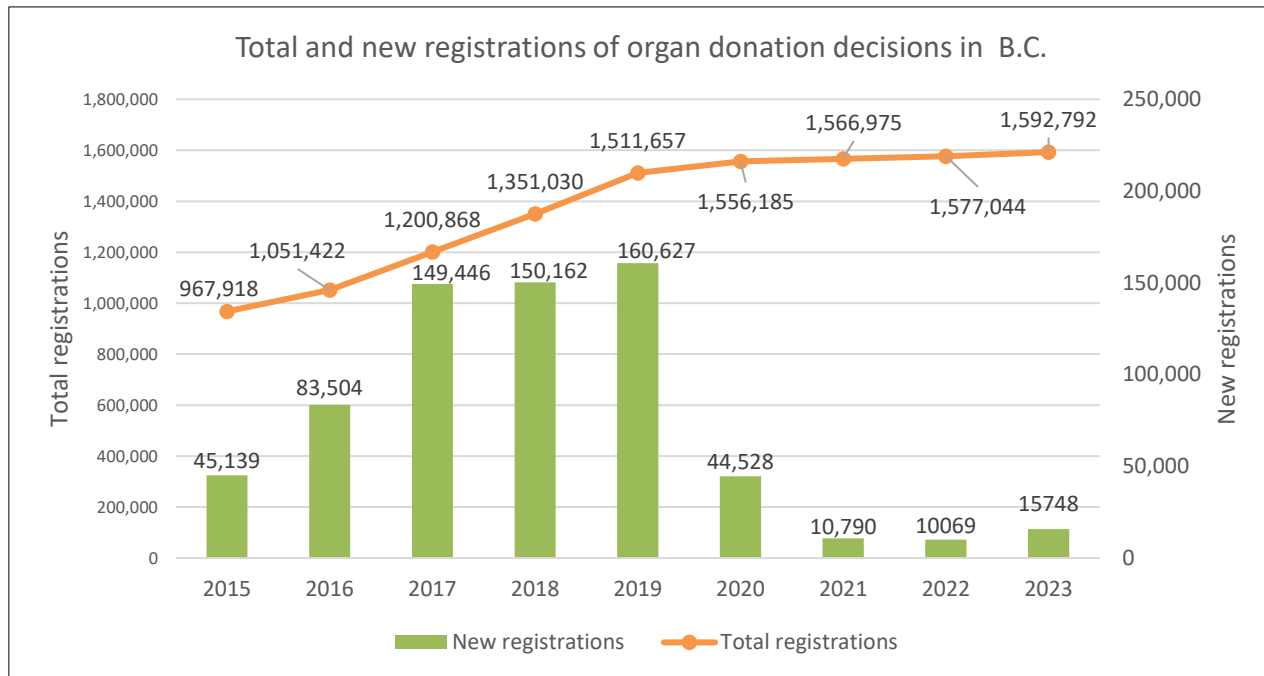


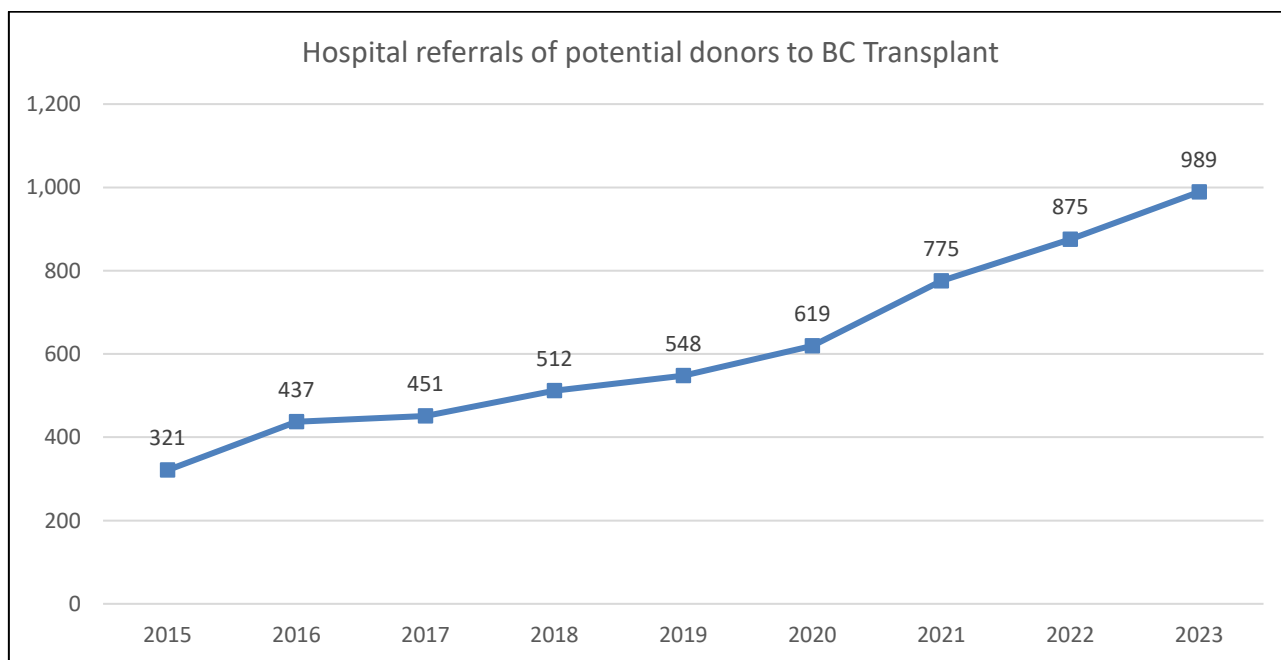
## 1. Total and new registrations of organ donation decisions in British Columbia

Note: The pandemic affected some typical registration processes, which contributed to lower registration numbers.



## 2. Hospital referrals of potential deceased donors to BC Transplant

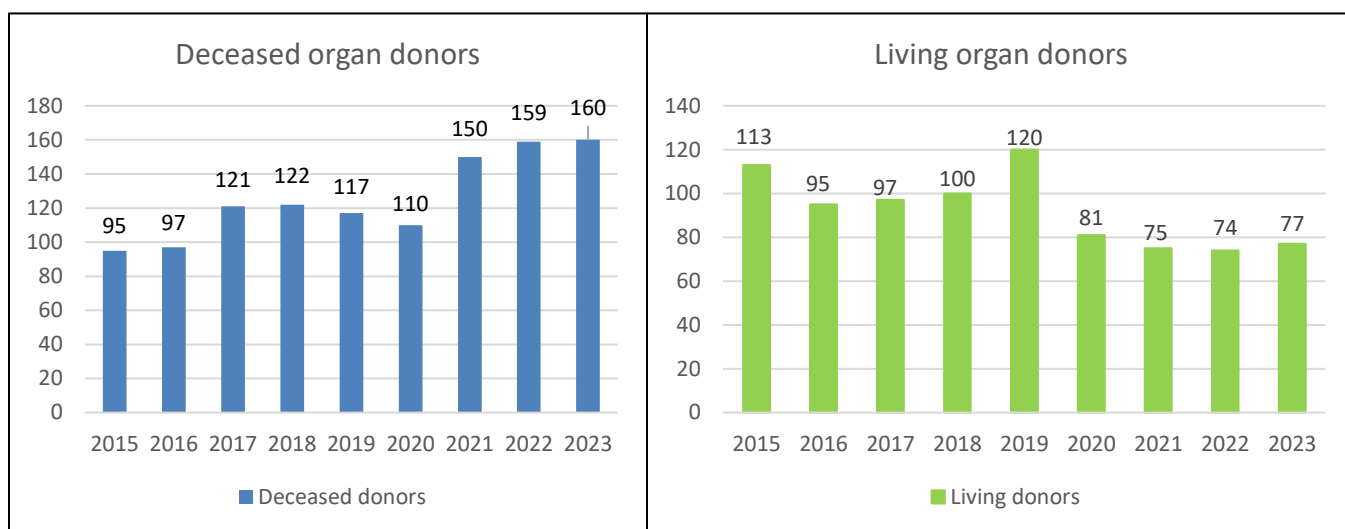
	2015	2016	2017	2018	2019	2020	2021	2022	2023
Hospital referrals	321	437	451	512	548	619	775	875	989



### 3. Organ donors in B.C. by type

*Note: The pandemic impacted clinical capacity and surgery dates, which contributed to fewer living kidney donor transplants from 2020-2022*

	2015	2016	2017	2018	2019	2020	2021	2022	2023
Deceased donors	95	97	121	122	117	110	150	159	160
Living donors	113	95	97	100	120	81	75	74	77



### 4. B.C. donors per million (DPM) rate

*Note: Based on Statistics Canada population estimates, last updated on July 1, 2021.*

	2015	2016	2017	2018	2019	2020	2021	2022	2023
DPM deceased donation	19.7	19.8	24.4	24.2	22.8	21.2	28.5	29.7	28.8
DPM living donation	23.5	19.4	19.5	19.8	23.4	15.6	14.3	13.8	13.8

### 5. Deceased donors in B.C. by health authority

*Note: Based on date and location of organ recovery. Donors are sometimes transferred to/from hospitals in other health authorities.*

	2015	2016	2017	2018	2019	2020	2021	2022	2023
Fraser	24	24	45	42	36	41	37	52	53
Interior	20	17	32	22	20	25	31	31	36
Island	13	13	14	17	18	16	19	26	26
Northern	1	7	2	1	4	1	6	4	4
PHSA	9	4	2	1	6	2	2	2	1
Vancouver Coastal (incl. Providence)	28	32	26	39	33	25	55	44	40
<b>Total number of deceased donors</b>	<b>95</b>	<b>97</b>	<b>121</b>	<b>122</b>	<b>117</b>	<b>110</b>	<b>150</b>	<b>159</b>	<b>160</b>

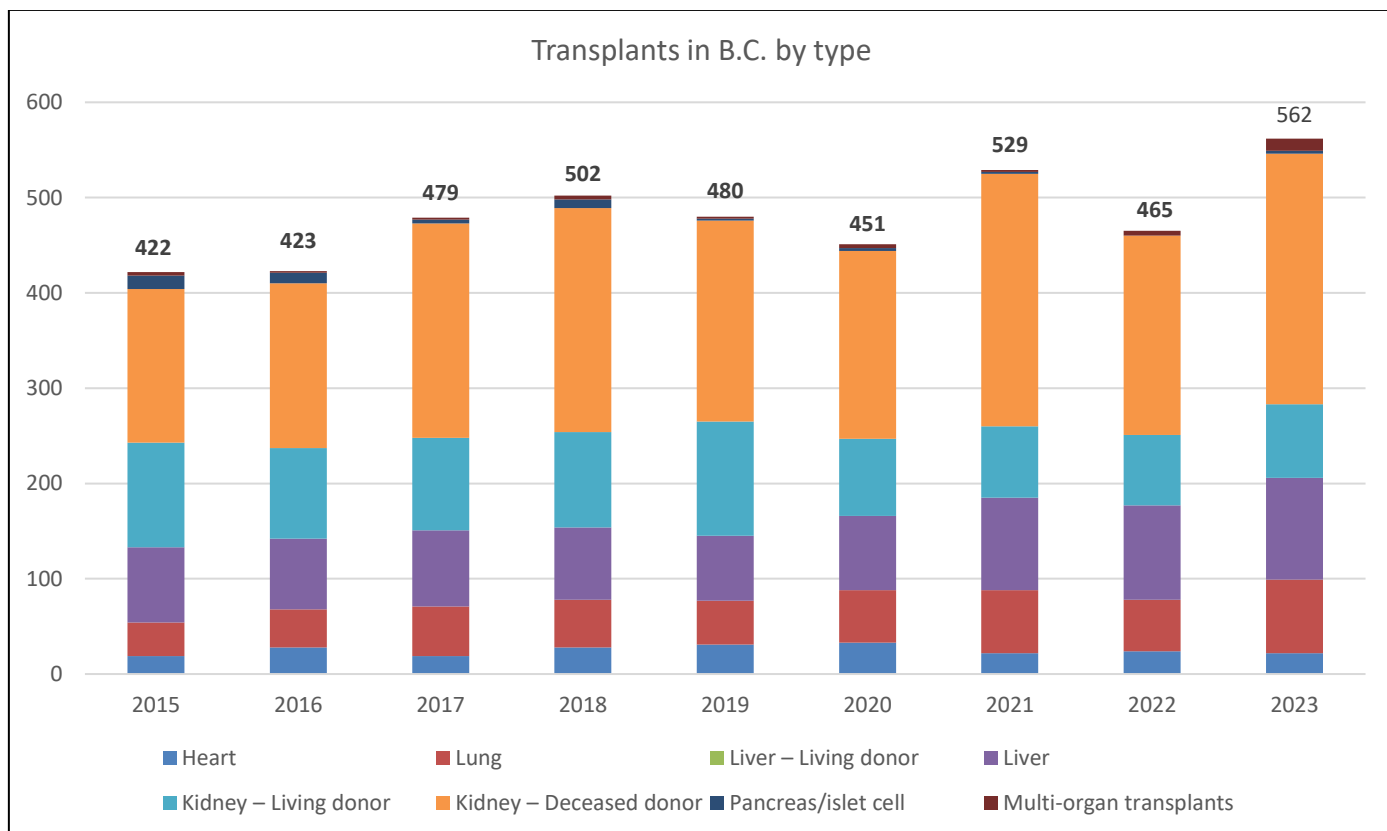
### 6. Donor organs brought to B.C. from out of province

	2015	2016	2017	2018	2019	2020	2021	2022	2023
Donor organs brought to B.C. from out of province	29	29	32	27	21	29	17	28	37

### 7. Transplants in B.C. by organ type

	2015	2016	2017	2018	2019	2020	2021	2022	2023
Kidney – Deceased donor	161	173	225	235	211	197	265	209	263
Kidney – Living donor	110	95	97	100	120	81	75	74	77
Liver	79	74	80	76	68	78	97	99	107
Heart	19	28	19	28	31	33	22	24	22
Lung	35	40	52	50	46	55	66	54	77
Pancreas/islet cell	14	11	4	9	2	3	2	0	4
Multi-organ transplants*	4	2	2	4	2	4	2	5	13
<b>Total number of transplants</b>	<b>422</b>	<b>423</b>	<b>479</b>	<b>502</b>	<b>480</b>	<b>451</b>	<b>529</b>	<b>465</b>	<b>563</b>

\*Includes heart/kidney, pancreas/kidney and kidney/liver transplants.



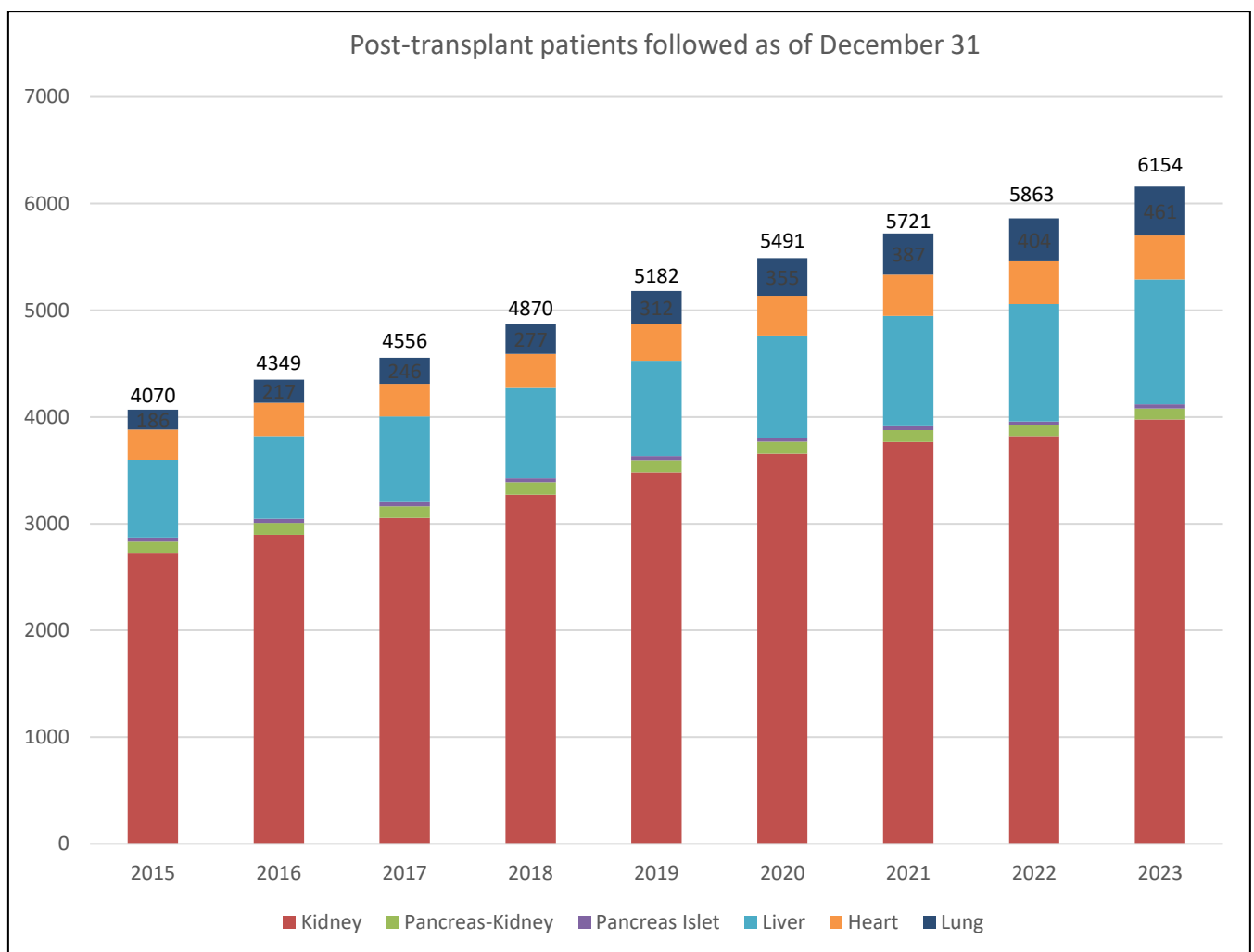
### 8. Transplants by recipient's home health authority

Note: All transplants in B.C. take place in one of three transplant centres in Vancouver: BC Children's Hospital, Vancouver General Hospital and St. Paul's Hospital.

	2015	2016	2017	2018	2019	2020	2021	2022	2023
Fraser	164	170	170	179	192	168	209	199	221
Interior	59	68	75	86	71	82	58	58	81
Island	64	51	85	82	61	61	75	66	91
Northern	17	21	23	25	30	21	39	28	27
Vancouver Coastal (incl. Providence)	115	110	124	129	124	116	145	109	136
Yukon/Other	3	3	2	1	2	3	3	5	7
<b>Total number of transplants</b>	<b>422</b>	<b>423</b>	<b>479</b>	<b>502</b>	<b>480</b>	<b>451</b>	<b>529</b>	<b>465</b>	<b>563</b>

### 9. Transplant recipients receiving follow-up care in B.C.

	2015	2016	2017	2018	2019	2020	2021	2022	2023
Kidney	2,722	2,897	3,055	3,272	3,483	3,656	3,766	3,822	3978
Pancreas-Kidney	109	109	107	115	113	112	111	100	103
Pancreas /Islet Cell	41	41	39	37	38	36	36	36	39
Liver	727	776	803	848	893	959	1,036	1,101	1170
Heart	285	309	306	321	343	373	385	400	410
Lung	186	217	246	277	312	355	387	404	461
<b>Total number of recipients followed</b>	<b>4,070</b>	<b>4,349</b>	<b>4,556</b>	<b>4,870</b>	<b>5,182</b>	<b>5,491</b>	<b>5,721</b>	<b>5,863</b>	<b>6154</b>



### 10. Transplant wait list in B.C.

	2015	2016	2017	2018	2019	2020	2021	2022	2023
Transplant wait list (as of Dec 31)	562	651	638	669	789	737	585	527	514
Deaths on wait list	23	21	29	27	23	13	7	10	6